

# Guitar Chord Charts

12<sup>2</sup>  
12times12.com

More than 640 Chord-Charts  
Open & Moveable Chords  
With Fingerings & Intervals  
For beginners and advanced players

C

3	o				
1		1			
5	o				
3			2		
1	R			3	
(x)					

Minor<sup>7</sup>

x					
5			4		
b3			3		
7			2		
x					
1	R		1		

**CONTENTS**

Contents 1: Introduction / Open Chords	2
Contents 2: Powerchords / Moveable Chords Major	3
Contents 3: Moveable Chords Minor	4
Contents 4: Moveable Chords sus4 & sus2	5

**INTRODUCTION**

Notice	6
Symbols & Terms	7
Moveable Chords	8

**OPEN CHORDS: C MAJOR**

C, Cmaj7, C7, C6	9
Cadd9, Cadd11	10

**OPEN CHORDS: C SUS4**

Csus4, Cmaj7sus4	11
------------------	----

**OPEN CHORDS: C SUS2**

Csus2, Cmaj7sus2, C7sus2, C6sus2	12
----------------------------------	----

**OPEN CHORDS: D MAJOR**

D, Dmaj7, D7, D6	13
D7/9, D6/9, D7/#9, D6/#9, Dmaj13, D13	14
Dadd9, Dadd11	15

**OPEN CHORDS: D SUS4**

Dsus4, Dmaj7sus4, D7sus4, D6sus4	16
----------------------------------	----

**OPEN CHORDS: DSUS 2**

Dsus2, Dmaj7sus2, D7sus2, D6sus2, D13sus2	17
---	----

**OPEN CHORDS: D MINOR**

Dm, Dm7, Dm6	18
Dm7/9, Dm6/9, Dm13	19
Dm add9, Dm add11	20

**OPEN CHORDS: E MAJOR**

E, Emaj7, E13	21
E7, E6	22
E7/9, E6/9, E7/#9, E6/#9	23
Eadd9, Eadd11	24

**OPEN CHORDS: E SUS4**

Esus4, Emaj7sus4	25
E7sus4, E6sus4	26

**OPEN CHORDS: E SUS2**

Esus2, Emaj7sus2, E7sus2, E6sus2	27
----------------------------------	----

**OPEN CHORDS: E MINOR**

Em	28
Em7, Em13	29
Em6, Em7/9, Em6/9	30
Em add9, Em add11	31

**OPEN CHORDS: G**

G, Gmaj7, G7, G6	32
G add9, G add11	33

**OPEN CHORDS: G SUS4**

Gsus4, Gmaj7sus4, G7sus4, G6sus4	34
----------------------------------	----

**OPEN CHORDS: G SUS2**

Gsus2, Gmaj7sus2, G7sus2, G6sus2	35
----------------------------------	----

**OPEN CHORDS: A MAJOR**

A	36
Amaj7, Amaj13	37
A7	38
A6, A13	39
A7/9, A6/9, A7/#9, A6/#9	40
A add9, A add11	41

**OPEN CHORDS: A SUS4**

Asus4	42
Amaj7sus4, Amaj13sus4	43
A7 sus4	44
A6sus4, A13sus4	45

**OPEN CHORDS: A SUS2**

Asus2, Amaj7sus2	46
A7sus2, A6sus2	47

**OPEN CHORDS: A MINOR**

Am	48
Am7	49
Am6, Am13	50
Am7/9, Am6/9	51
Am add9, Am add11	52

**5 (POWERCHORDS)**

Root: String 6 / 5 / 4 / 3 ..... 53

**MAJOR**

Root: String 6 ..... 54

Root: String 5 ..... 55

Root: String 4 / 3 ..... 56

**MAJOR MAJ7**

Root: String 6 ..... 57

Root: String 6 ..... 58

Root: String 5 ..... 59

Root: String 5 ..... 60

Root: String 4 / 3 ..... 61

**MAJOR 7**

Root: String 6 ..... 62

Root: String 6 ..... 63

Root: String 5 ..... 64

Root: String 5 ..... 65

Root: String 4 / 3 ..... 66

**MAJOR 6**

Root: String 6 ..... 67

Root: String 6 ..... 68

Root: String 5 ..... 69

Root: String 4 / 3 ..... 70

**MAJOR MAJ7/9**

Root: String 6 ..... 71

Root: String 5 / 4 ..... 72

**MAJOR 7/9**

Root: String 6 ..... 73

Root: String 5 / 4 ..... 74

**MAJOR 6/9**

Root: String 6 ..... 75

Root: String 5 / 4 ..... 76

**MAJOR MAJ7/#9**

Root: String 6 / 5 ..... 77

**MAJOR 7/#9**

Root: String 6 / 5 ..... 78

**MAJOR 6/#9**

Root: String 6 / 5 ..... 79

**MAJOR MAJ13**

Root: String 6 / 5 ..... 80

**MAJOR 13**

Root: String 6 / 5 ..... 81

**MAJOR +5**

Root: String 6 / 5 / 4 / 3 ..... 82

**MAJOR MAJ7 +5**

Root: String 6 / 5 ..... 83

**MAJOR 7 +5**

Root: String 6 / 5 ..... 84

**MAJOR 11**

Root: String 6 / 5 ..... 85

**MAJOR ADD9**

Root: String 6 / 5 / 4 ..... 86

**MAJOR ADD11**

Root: String 6 / 5 ..... 87

**MINOR**

Root: String 6	88
Root: String 5	89
Root: String 4 / 3	90

**MINOR MAJ7**

Root: String 6	91
Root: String 5	92
Root: String 4 / 3	93

**MINOR 7**

Root: String 6	94
Root: String 5	95
Root: String 5	96
Root: String 4 / 3	97

**MINOR 6**

Root: String 6	98
Root: String 5	99
Root: String 4 / 3	100

**MINOR MAJ7/9**

Root: String 6 / 5 / 4	101
------------------------	-----

**MINOR 7/9**

Root: String 6 / 5 / 4	102
------------------------	-----

**MINOR 6/9**

Root: String 6 / 5 / 4	103
------------------------	-----

**MINOR MAJ13**

Root: String 6 / 5	104
--------------------	-----

**MINOR 13**

Root: String 6 / 5	105
--------------------	-----

**MINOR 11**

Root: String 6 / 5	106
--------------------	-----

**MINOR +5**

Root: String 6 / 5 / 4 / 3	107
----------------------------	-----

**MINOR 7 +5**

Root: String 6 / 5	108
--------------------	-----

**MINOR B5**

Root: String 6 / 5 / 4 / 3	109
----------------------------	-----

**MINOR 7B5**

Root: String 6 / 5 / 4	110
------------------------	-----

**DIM**

Root: String 6 / 5 / 4	111
------------------------	-----

**MINOR ADD9**

Root: String 6 / 5 / 4	112
------------------------	-----

**MINOR ADD11**

Root: String 6 / 5	113
--------------------	-----

<b>SUS4</b>		
Root: String 6	114	
Root: String 5	115	
Root: String 4 / 3	116	
<b>MAJ7 SUS4</b>		
Root: String 6	117	
Root: String 6	118	
Root: String 5	119	
Root: String 5	120	
Root: String 4 / 3	121	
<b>7 SUS4</b>		
Root: String 6	122	
Root: String 6	123	
Root: String 5	124	
Root: String 4 / 3	125	
<b>6 SUS4</b>		
Root: String 6	126	
Root: String 6	127	
Root: String 5	128	
Root: String 4 / 3	129	
<b>MAJ7/9 SUS4</b>		
Root: String 6 / 5 / 4	130	
<b>7/9 SUS4</b>		
Root: String 6 / 5 / 4	131	
<b>6/9 SUS4</b>		
Root: String 6 / 5 / 4	132	
<b>MAJ13 SUS4</b>		
Root: String 6 / 5	133	
<b>13 SUS4</b>		
Root: String 6 / 5	134	
<b>SUS2</b>		
Root: String 6 / 5	135	
Root: String 4 / 3	136	
<b>MAJ7 SUS2</b>		
Root: String 6 / 5	137	
<b>7 SUS2</b>		
Root: String 6 / 5	138	
<b>6 SUS2</b>		
Root: String 6 / 5	139	
<b>MAJ13 SUS2</b>		
Root: String 6 / 5	140	
<b>13 SUS2</b>		
Root: String 6 / 5	141	
<b>MORE BOOKS</b>		
Guitar- & Ukulele Books	142	

## Welcome to my eBook „Guitar Chord Charts“

This guitar book gives you open and moveable chords for all styles of music. With fingerings and intervals for each chord symbol. This extensive chord collection serves not only as a reference book, but also as a source of inspiration for new chords or other fingerings than the usual guitar fingerings.

### Open chords

Here you will find approx. 240 chord symbols for open guitar chords, i.e. chords in which empty strings are played. For each chord there are fingerings and information about the intervals of the respective chord.

### Moveable chords

Here you find about 400 moveable chords. This means that you can orientate yourself on a root note and use a certain fingering anywhere on the fretboard. Thus, you learn a chord once and apply it universally.

For all chords in this book, the low root is given and on the same page the notes on the respective strings. For example, for a chord with a root on the 6th string, you will directly find the notes on the 6th string.

### Fingering & intervals

For each chord not only the fingerings are shown, but also the intervals used. This is important for anyone who is or wants to be involved with chord construction. With a little knowledge about intervals, you can also customize chords to your own liking.

## Suggestions and criticism

If you have any suggestions or criticism about this guitar book, I would be happy about your feedback. Just write me an email to:

[marco@12times12.com](mailto:marco@12times12.com)

## Imprint

Concept, content, layout and realization:

**Marco Helmstedt**

Minna-Bachem-Str. 12

50737 Cologne

Germany

[12times12.com](http://12times12.com)

[contact@12times12.com](mailto:contact@12times12.com)

**Intervals**

The chord symbols show the intervals for the respective chords. You can find the meaning of the symbols in the table on the right.

Interval Names	
1	Root / Octave
b2	Minor Second
2 / 9	Major Second / Ninth
b3 / #9	Minor Third / Augmented Ninth
3	Major Third
4 / 11	Fourth / Eleventh
b5	Minor Fifth
5	Fifth
+5	Augmented Fifth
6 / 13	Sixth / Thirteenth
7	Minor Seven
j7	Major Seven

**Raised and lowered notes**

Whether a tone is shown as raised (sharp) or lowered (flat) depends on the context in which the tone is placed. In this eBook, for easy orientation, the notes are always shown in the raised and lowered version, such as:

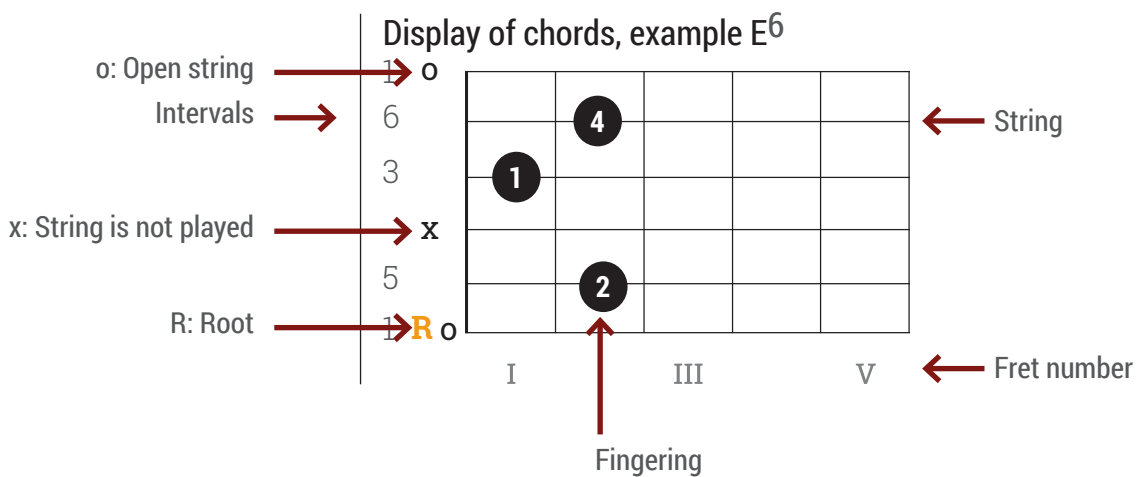
C#, Db, D#, Eb, F#, Gb etc.

**Chords**

Chords are shown with intervals and fingerings. See graphic below.

**Fingering**

- 1: Index finger
- 2: Middle finger
- 3: Ring finger
- 4: Pinkie

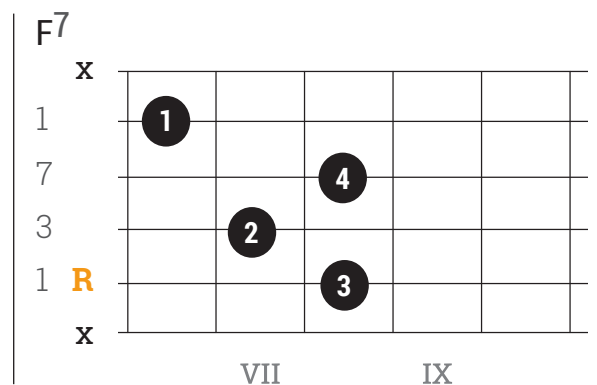
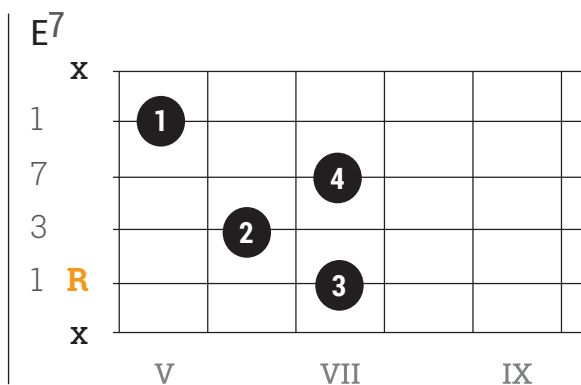
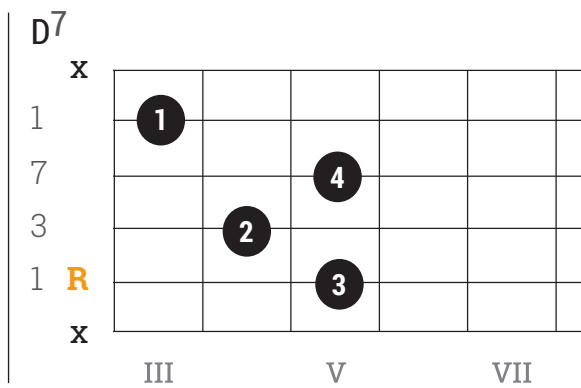
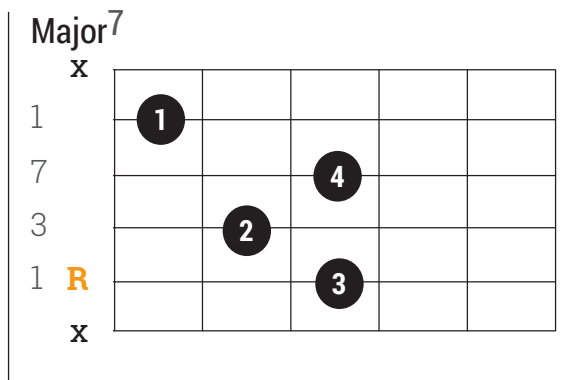


Chords without empty strings are moveable chords. You learn a certain fingering and move it only on the fretboard. The root note provides the orientation.

In the examples below, this means that the fingering with the root on string 5 is a D7 in the 5th fret, an E7 in the 7th fret, and an F7 in the 8th fret, because the notes on the 5th string are a D in the 5th fret, an E in the 7th fret, and an F in the 8th fret.

In this eBook, you'll find an overview for the notes on the strings on which the root note is located on each page with moveable chords.

String 5:	A	A#/Bb	B	C	C#/Db	D	D#/Eb	E	F	F#/Gb	G	G#/Ab	A
Fret:	0	1	2	3	4	5	6	7	8	9	10	11	12





**C**

3 o  
1  
5 o  
3  
1 **R**  
(x)

I III V

**C**

5  
1  
5 o  
3  
1 **R**  
(x)

I III V

**C**

3 o  
3  
5 o  
5  
1 **R**  
(x)

I III V

**Cmaj7**

3 o  
j7 o  
5 o  
3  
1 **R**  
(x)

I III V

**Cmaj7**

5  
j7 o  
5 o  
3  
1 **R**  
(x)

I III V

**Cmaj7**

3 o  
j7 o  
5 o  
5  
1 **R**  
(x)

I III V

**C7**

3 o  
1  
7  
3  
1 **R**  
(x)

I III V

**C6**

3 o  
1  
6  
3  
1 **R**  
(x)

I III V